

Scaled data based on original data using
LM-79-08 Approved Method: Electrical and Photometric Measurements of Solid-
State Lighting Products

Test Report Prepared for
Cooper Lighting Solutions
(formerly Eaton)

Brand: McGRAW-EDISON

Report Number: P955309

Luminaire Tested: **GALN-SB8B-760-U-5MQ**

Issue Date: 1/21/2025

Test Information

Test Method: LM-79-08
Report Number: P955309
TEST IS SCALED FROM IESNA LM-79-08 TEST DATA (G2-2411-289-20)
Test Lab: INNOVATION CENTER
Issue Date: 1/21/2025
Manufacturer: COOPER LIGHTING SOLUTIONS (FORMERLY EATON)
Product Line: McGRAW-EDISON
Catalog Number: GALN-SB8B-760-U-5MQ
Description: GALLEON AREA AND ROADWAY HIGH DENSITY LED LUMINAIRE
(8) 70 CRI, 5700K, 450mA LIGHTSQUARES WITH 26 LEDS EACH AND TYPE V MEDIUM OPTICS
Light Source: -
Ballast/Driver: -

Summary

Lumens per Lamp: N/A
Luminaire Lumens: 50450 lumens
Efficiency: N/A
Efficacy: 172.3 lumens/watt
Luminous Opening: Rectangular (W 1.5' x L: 1.5' x H: 0')
IES Classification: Type V - Short
BUG Rating: B5 - U0 - G5

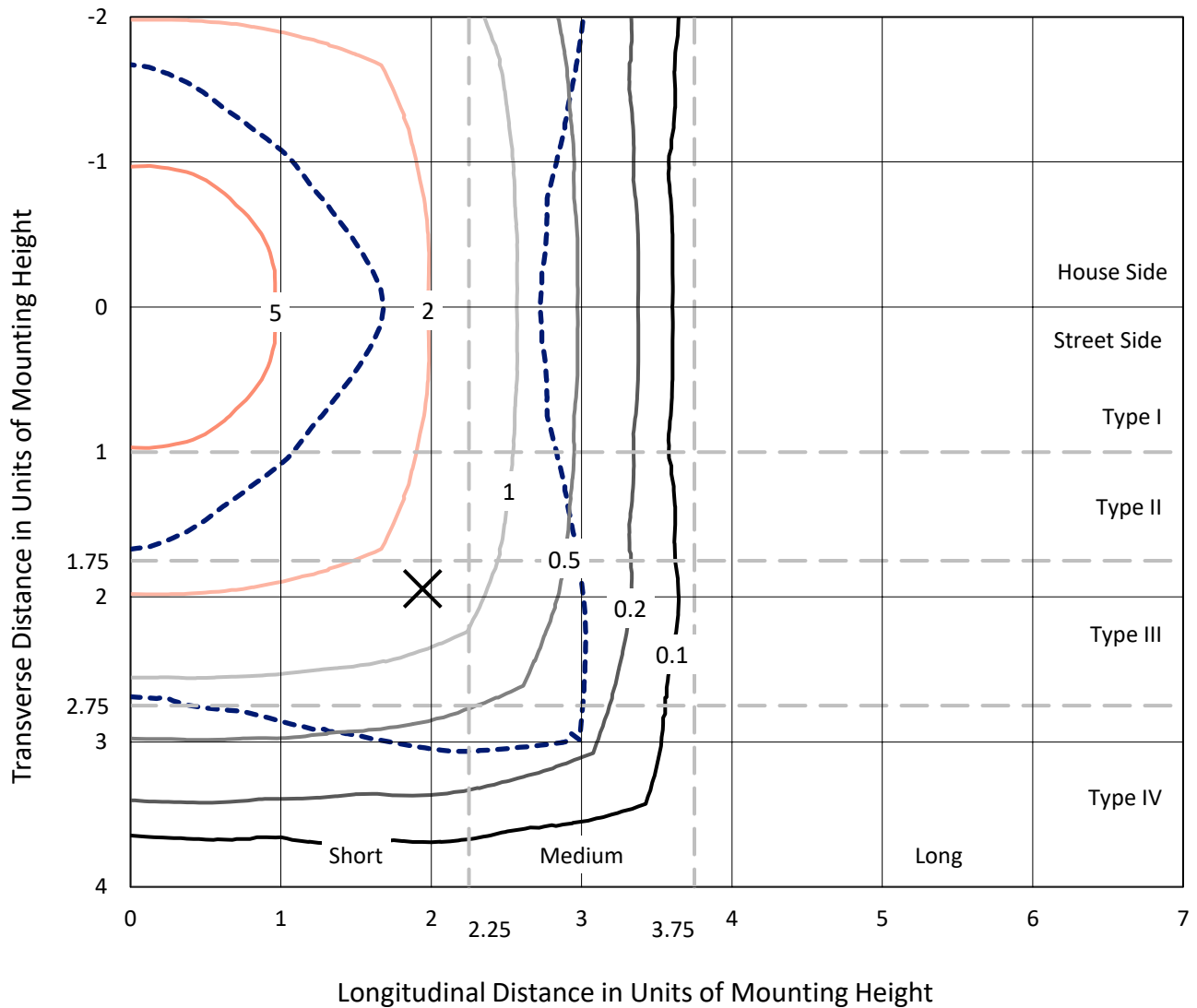
Input Watts (W): 292.8
Input Voltage (V): NR
Input Current (Ain): NR
Voltage Rise (V): NR
Power Factor: NR
Total Harmonic Distortion (THDi): NR
Frequency (hertz): 60
Stabilization Time: NR
Operation Time: NR
Ambient Temperature (°C): NR
Test Distance: 24 FT



REPORT NUMBER: P955309
 CATALOG NUMBER: GALN-SB8B-760-U-5MQ

Iso-Footcandle Lines of Horizontal Illumination

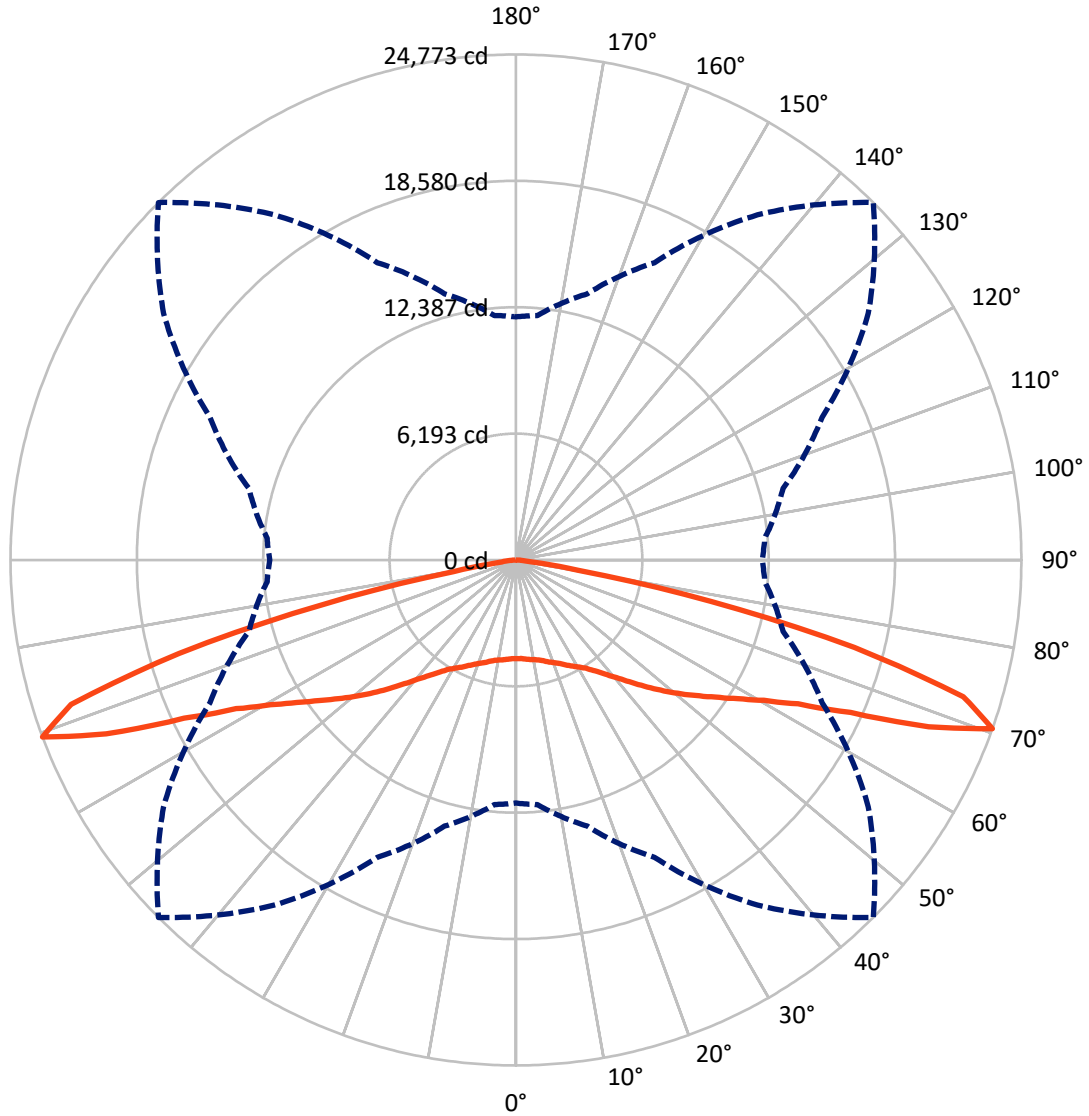
✕ Max cd
 - - - 1/2 Max cd



Based on 25 foot mounting height. Maximum calculated value = 7.7 fc
 Type V - Short - N/A

REPORT NUMBER: P955309
CATALOG NUMBER: GALN-SB8B-760-U-5MQ

Luminous Intensity Polar Plot



— Vertical Plane Through 45-Deg Lateral - - - Horizontal Cone Through 70-Deg Vertical

REPORT NUMBER: P955309

CATALOG NUMBER: GALN-SB8B-760-U-5MQ

FLUX DISTRIBUTION:

		Downward	Upward	Total
House Side	Lumens	25225.0	0.0	25225.0
	% Fixture	50.0	0.0	50.0
Street Side	Lumens	25225.0	0.0	25225.0
	% Fixture	50.0	0.0	50.0
Total	Lumens	50450.0	0.0	50450.0
	% Fixture	100.0	0.0	100.0

Coefficient of Utilization

ZONAL LUMENS:

Zone	Lumens	% Fixture
0°-10°	469.5	0.9
10°-20°	1455.8	2.9
20°-30°	2601.7	5.2
30°-40°	4217.4	8.4
40°-50°	6869.4	13.6
50°-60°	10473.5	20.8
60°-70°	15581.2	30.9
70°-80°	8492.3	16.8
80°-90°	289.2	0.6
90°-100°	0.0	0.0
100°-110°	0.0	0.0
110°-120°	0.0	0.0
120°-130°	0.0	0.0
130°-140°	0.0	0.0
140°-150°	0.0	0.0
150°-160°	0.0	0.0
160°-170°	0.0	0.0
170°-180°	0.0	0.0
0°-90°	50450.0	100.0
0°-180°	50450.0	100.0



REPORT NUMBER: P955309

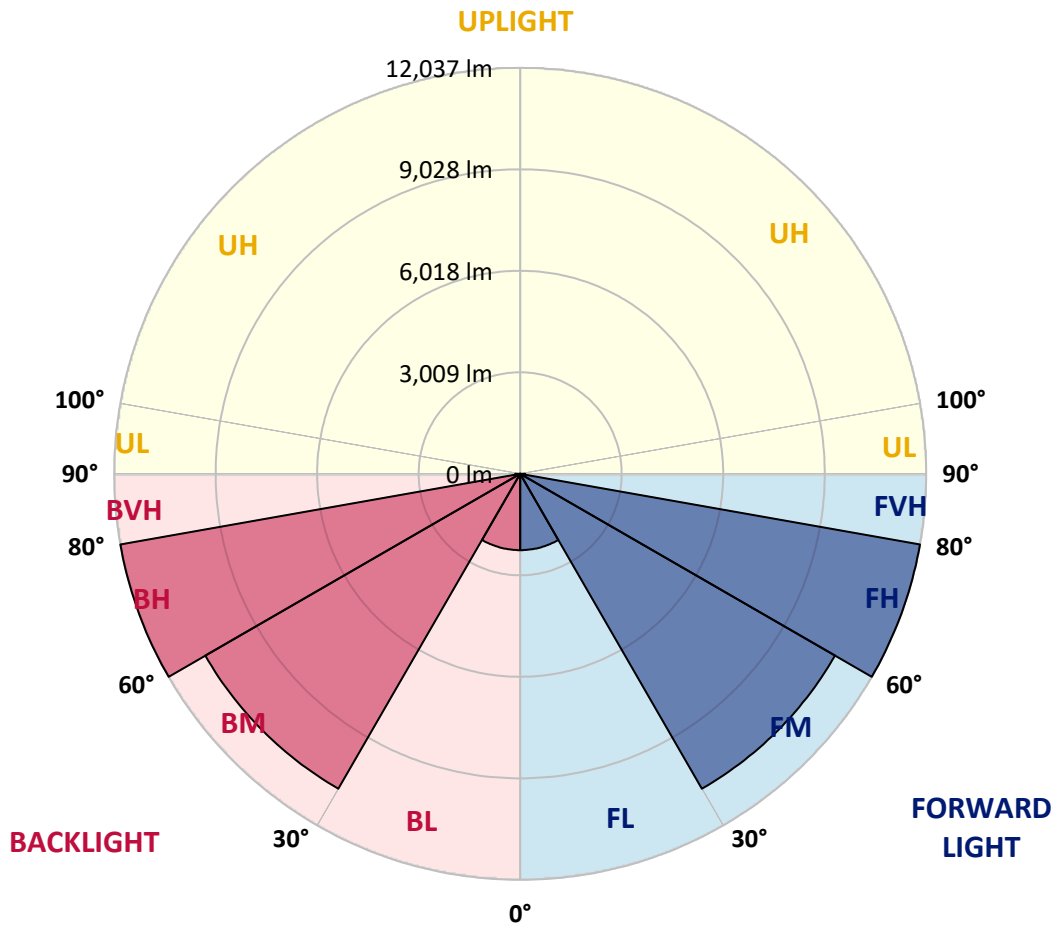
CATALOG NUMBER: GALN-SB8B-760-U-5MQ

LUMINAIRE CLASSIFICATION SYSTEM LUMEN TABLE AND BUG RATING:

Zone	Lumens	% Fixture	Zone Rating/Lumen Limit		
			B	U	G
FL (0°-30°)	2263.5	4.5			
FM (30°-60°)	10780.1	21.4			
FH (60°-80°)	12036.8	23.9			G5
FVH (80°-90°)	144.6	0.3			G2/225
BL (0°-30°)	2263.5	4.5	B3/2500		
BM (30°-60°)	10780.1	21.4	B5		
BH (60°-80°)	12036.8	23.9	B5		G5
BVH (80°-90°)	144.6	0.3			G2/225
UL (90°-100°)	0.0	0.0		U0/0	
UH (100°-180°)	0.0	0.0		U0/0	

BUG Rating: B5-U0-G5

Type V Short



REPORT NUMBER: P955309

CATALOG NUMBER: GALN-SB8B-760-U-5MQ

CANDELA DISTRIBUTION (FULL):

	0°	5°	15°	25°	35°	45°	55°	65°	75°	85°
0°	4832.6	4832.6	4832.6	4832.6	4832.6	4832.6	4832.6	4832.6	4832.6	4832.6
2.5°	4855.4	4860.4	4850.3	4845.3	4840.2	4832.6	4835.1	4847.8	4857.9	4855.4
5°	4895.9	4901.0	4893.4	4890.8	4880.7	4878.2	4878.2	4890.8	4898.4	4893.4
7.5°	4941.5	4949.1	4936.4	4933.9	4928.8	4923.8	4921.2	4933.9	4941.5	4941.5
10°	4984.6	4992.2	4982.0	4974.4	4969.4	4969.4	4964.3	4974.4	4987.1	4984.6
12.5°	5030.1	5035.2	5025.1	5020.0	5020.0	5027.6	5020.0	5025.1	5035.2	5030.1
15°	5085.9	5088.4	5085.9	5093.5	5106.1	5131.5	5108.7	5103.6	5108.7	5096.0
17.5°	5161.9	5166.9	5177.0	5194.8	5212.5	5258.1	5217.6	5204.9	5204.9	5179.6
20°	5255.6	5263.2	5278.4	5308.8	5331.6	5374.6	5334.1	5316.4	5308.8	5275.8
22.5°	5354.3	5367.0	5389.8	5430.3	5470.9	5511.4	5470.9	5440.5	5417.7	5374.6
25°	5468.3	5483.5	5519.0	5584.8	5640.6	5698.8	5650.7	5589.9	5544.3	5483.5
27.5°	5630.4	5648.2	5691.2	5772.3	5843.2	5893.8	5848.2	5769.7	5706.4	5633.0
30°	5858.4	5876.1	5926.8	6012.9	6061.0	6093.9	6063.5	6002.7	5926.8	5843.2
32.5°	6152.2	6175.0	6230.7	6311.7	6321.9	6326.9	6316.8	6286.4	6230.7	6129.4
35°	6524.5	6549.8	6613.1	6679.0	6668.9	6679.0	6663.8	6653.7	6613.1	6496.6
37.5°	6980.4	7010.8	7076.7	7127.3	7102.0	7089.3	7091.8	7094.4	7071.6	6942.4
40°	7509.8	7550.3	7598.4	7651.6	7608.5	7570.5	7595.9	7616.1	7595.9	7464.2
42.5°	8054.3	8112.6	8163.2	8239.2	8203.7	8155.6	8191.1	8213.9	8170.8	8029.0
45°	8659.7	8715.4	8781.2	8895.2	8869.9	8819.2	8869.9	8874.9	8801.5	8634.3
47.5°	9285.3	9343.5	9442.3	9594.3	9584.1	9528.4	9594.3	9558.8	9465.1	9265.0
50°	9877.9	9959.0	10110.9	10323.7	10344.0	10275.6	10364.2	10295.8	10138.8	9888.1
52.5°	10435.1	10521.3	10761.9	11050.6	11124.1	11035.4	11154.5	11035.4	10799.9	10478.2
55°	11020.2	11116.5	11402.7	11780.1	11927.0	11861.1	11972.6	11792.7	11458.4	11068.3
57.5°	11709.1	11767.4	12109.3	12557.6	12805.9	12821.0	12871.7	12567.8	12162.5	11719.3
60°	12456.3	12537.4	12909.7	13446.7	13839.2	13965.9	13912.7	13461.8	12990.7	12481.7
62.5°	13413.7	13502.4	13948.1	14591.5	15212.0	15526.1	15318.4	14664.9	14082.4	13472.0
65°	14206.5	14305.3	15110.7	16258.1	17387.7	18018.4	17496.6	16293.5	15244.9	14383.8
67.5°	13631.5	13753.1	15017.0	17124.3	19933.2	21815.0	20029.4	17382.6	15328.5	14160.9
70°	11914.3	12028.3	13502.4	16078.2	20649.9	24773.3	21080.5	16551.9	13550.5	12243.6
72.5°	7909.9	8277.2	9769.0	12859.0	18438.8	22924.4	18621.2	12598.2	9062.4	7892.2
75°	2624.0	2917.8	3936.0	6666.3	12349.9	17144.5	11757.3	5898.9	3117.9	2244.1
77.5°	661.1	762.4	1051.1	1907.2	4926.3	9761.4	4434.9	1557.7	848.5	592.7
80°	321.7	354.6	506.6	635.7	1233.5	3102.7	1157.5	597.7	400.2	309.0
82.5°	177.3	179.8	286.2	359.7	458.4	802.9	476.2	349.5	230.5	187.4
85°	108.9	106.4	152.0	192.5	192.5	286.2	228.0	192.5	131.7	116.5
87.5°	43.1	43.1	55.7	60.8	53.2	73.5	58.3	63.3	50.7	48.1
90°	0.0	0.0	0.0	0.0	0.0	0.0	0.0	0.0	0.0	0.0

(END C

90°
4832.6
4857.9
4895.9
4941.5
4984.6
5027.6
5096.0
5179.6
5275.8
5372.1
5481.0
5630.4
5843.2
6131.9
6496.6
6942.4
7464.2
8039.1
8652.1
9252.3
9883.0
10447.8
11015.2
11658.5
12400.6
13365.6
14242.0
13986.1
12068.8
7636.4
2122.5
529.4
283.7
187.4
121.6
50.7
0.0

OF REPORT)